

EuroTaxi™ from Citroën and Cab Direct



**Citroën EuroTaxi™**  
From Citroën and Cab Direct



- 03. Economy & Reliability
- 04. Versatility
- 05. Model Choice
- 06. Technical Specification
- 06. Colour Choice
- 07. Features & Options



CITROËN



Driving for Perfection™

# Economy & Reliability



## Value

Purpose-built for the job you do, the all new EuroTaxi™ provides excellent earning power at an unbeatable price. With two fantastic models to choose from, each tailor made for the taxi trade, you're sure to be impressed. The EuroTaxi™ provides all you need in a modern day cab combined with truly great economy.

## Money Saver

Not only is EuroTaxi™ our lowest costing full-spec hackney, it has also been designed and manufactured jointly by Citroën and Cab Direct to save you money. Available with the choice of 90 or 120hp power plants, Citroën's latest generation of diesel engine offers superb reliability as well as being a staggering 20% more efficient. This means you can work longer – and earn more – on one tank of fuel than with other purpose-built taxis.

# Versatility



## Driveability

Excellent road-holding and modern suspension guarantee passengers a flat and comfortable ride every fare. The raised driver position plus large windscreen and side windows create exceptional visibility, useful in busy traffic. Full-size, wide angle mirrors will also make your life as easy as possible. Plus, with ABS, Electronic Braking Assistance (EBA) and driver's airbag, EuroTaxi™ ensures you're always in safe hands.

## Full Hackney Specification

Motion activated door locking, full partition screen and a two way intercom mean the EuroTaxi™ comes with all the features required by today's professional driver. With full hackney specification and space for driver and up to seven seated passengers you're sure to be able to cater for every fare.

# Model Choice



## L & LX

The EuroTaxi™ comes with a choice of two models. The L model is our best-ever priced hackney cab whilst the LX benefits from the convenience of the EasyGlide™ under-floor ramp - even lighter, even quicker and even easier to use.



## Choice

Both the L and LX models come with a choice of Citroën 90 or 120hp diesel engines. You can also choose either our standard wheelbase or opt for the long version for extra luggage space.

# Technical Specification

Both models are available in the longer *Plus* model for even more luggage space

	120	90
<b>Engine</b>		
Emission standard	<b>Euro 4</b>	
Fuel type	<b>Diesel</b>	
Fuel system	<b>Common rail direct injection</b>	
Cubic capacity	<b>1997</b>	<b>1560</b>
Cylinders / valves	<b>4 / 16</b>	<b>4 / 16</b>
Maximum power bhp @ rpm	<b>120 @ 4000</b>	<b>90 @ 4000</b>
Maximum power kW @ rpm	<b>88 @ 4000</b>	<b>66 @ 4000</b>
Maximum torque lb ft @ rpm	<b>225 @ 2000</b>	<b>135 @ 1750</b>
Maximum torque Nm @ rpm	<b>300 @ 2000</b>	<b>180 @ 1750</b>
<b>Transmission</b>		
Type - manual	<b>6-speed</b>	<b>5 speed</b>
Driven wheels	<b>Front</b>	
<b>Braking</b>		
Front	<b>Ventilated disc</b>	
Rear	<b>Disc</b>	
ABS	<b>Bosch 4-channel anti-lock braking system</b>	
Assistance	<b>Emergency Brake Assist</b>	
<b>Steering</b>		
Power assistance	<b>Electro-hydraulic variable assistance</b>	

	120	90
<b>Suspension</b>		
Front	<b>Independent MacPherson-type with anti-roll bar</b>	
Rear	<b>Semi-deformable axle with Panhard rod &amp; coil springs</b>	
<b>Fuel Tank</b>		
Capacity (litres)	<b>80</b>	
<b>Electrical</b>		
Alternator	<b>75Ah</b>	
Battery	<b>450A</b>	
<b>Body</b>		
Vehicle shell	<b>Monocoque integral body shell</b>	
<b>End of Life</b>		
EC Directive	<b>Complies with EC vehicle end-of-life directive</b>	
<b>Fuel Consumption</b>		
Urban mpg (l/100km)	<b>31 (9.1)</b>	<b>33.6 (8.4)</b>
Extra urban (l/100km)	<b>44.8 (6.3)</b>	<b>42.8 (6.6)</b>
Combined (l/100km)	<b>39.2</b>	<b>39.2</b>


	120	90
<b>Emissions</b>		
Carbon dioxide (g/km)	<b>194</b>	<b>191</b>
Carbon monoxide (g/km)	<b>0.392</b>	<b>0.111</b>
Regulated emission (Nox) standard (g/km)	<b>0.266</b>	<b>0.325</b>
Regulated emission (HC + Nox) standard (g/km)	<b>0.031</b>	<b>0.35</b>
Particulates (g/km)	<b>0.034</b>	<b>0.037</b>
Noise level db(A) moving	<b>74.9</b>	<b>74.4</b>
<b>Service Intervals</b>		
Recommended mileage	<b>12,000</b>	
<b>Weights</b>		
Kerb weight (standard / long)	<b>1821 / 1853</b>	<b>1745 / 1917</b>
Gross vehicle weight (standard / long)	<b>2759 / 2791</b>	<b>2683 / 2714</b>
<b>Dimensions (standard / long)</b>		
Overall length (mm)	<b>4805 / 5135</b>	
Overall width (inc door mirrors) (mm)	<b>2194 / 2194</b>	
Overall width (door mirrors folded) (mm)	<b>1986 / 1986</b>	
Overall height (maximum) (mm)	<b>1980 / 1980</b>	
Wheelbase (mm)	<b>3000 / 3122</b>	

## Colour Choice

### Solid



Black

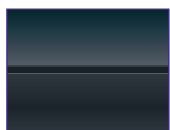


Polar White

### Metallic




Artic Steel



Iron Grey



Kyanos Blue



Golden White



Gunmetal

\*Special colours available to order on request

# Features & Options

## Standard Features

Taxi Features
Full high-impact protection partition screen
Pay tray with cash tray
Motion-activated automatic door locking
Full wheelchair access
Two-way intercom
Front high-visibility LED taxi sign
Separately controlled rear saloon heater
Comfort & Convenience
Variable power assisted steering
One-touch electric front windows
2-speed + intermittent front wipers
Height & reach adjustable steering wheel
4-speed heater
Full headlining
Overhead, dash & under seat storage
Door pockets with drinks holders
Dash-mounted cup-holder
Distance to next service indicator
Remote headlamp adjustment from fascia
Entertainment
Radio / CD
Automatic cut-out for radio / CD when intercom activated
Steering wheel remote controls for radio / CD
Interior Features
Speedometer
Rev counter
Front & rear courtesy lights
12V charging socket

Exterior Features
16" steel wheels
Twin glazed rear doors
Full size spare wheel
Rear fog light
Side rubbing strips
Access Features
Self-retracting wheelchair restraints
Lap & diagonal three-point seat belt for wheelchair passenger
Wider entrance door & access ramp
Large flat-floor area for turning & restraining wheelchair
Safety
ABS with emergency brake assist
Height adjustable 3-point pre-tensioner front seat belts
Front driver airbag
Height adjustable head restraints on all seats
Collapsible steering column in event of accident
Automatic fuel cut-off in event of accident
Autolock™ rear passenger door controls
Security
Plip remote control central locking
Deadlocks
Lockable glove box

## Warranty and Breakdown Cover

2 years unlimited mileage Citroën warranty
1 year additional components warranty
1 year AA cover

## Optional Features

Air conditioning
Fully colour coded front & rear bumpers
Front flip seat
Metallic paint
Side running boards
Manual side step(s)
Electric side step(s)
EasyAssist™ electric wheelchair winch
Ready-calibrated Digitax taxi meter
Coin dispenser
Satellite navigation
Rear parking sensor
16" alloy wheels
Mud flaps
Wind deflectors
Front luggage pen (in place of standard front passenger seat)
EasyWipe™ seat covers
3 years AA cover
CabSafe™ onboard CCTV system
Ultraseal™ Tyre Life Extender
Supagard professional interior and exterior protection
Rear seat kickplate

For further information or to arrange a free home demonstration call our friendly customer service team today or visit our website.

0800 916 3061

[www.cabdirect.com](http://www.cabdirect.com)



CITROËN

